



Home survival weekly plan Term 6 week 4.

Dear parents,
. We hope that you all have a lovely weekend.
Many thanks,
Mrs Nash, Mrs Healey and Mrs Turpie.

	Monday 22nd	Tuesday 23rd	Wednesday 24th	Thursday 25th	Friday 26th
Handwriting	Letter ime Remember to practice your letters cursive and to keep them on the line	Letter ine Remember to practice your letters cursive and to keep them on the line.	Letters,op Remember to practice your letters cursive and to keep them on the line.	Letters oy, Remember to practice your letters cursive and to keep them on the line.	Letters ime, ine, op, oy Remember to practice your letters cursive and to keep them on the line.

Recap. ay, ee, igh,
ow

Sound for today
a-e 'make a cake'

Say the sound together and write it down. Say each of the words below and fred talk the sounds you can hear in the word and write the word down.

(make cake name same late date). Remember to use your words in a sentence.

If time- oxford owl green speed words.

<https://www.oxfordowl.co.uk/api/interactives/29098.html>

Recap oo, oo, ar,
or, air and ir

Sound for today
i-e 'nice smile'

Say the sound together and write it down. Say each of the words below and fred talk the sounds you can hear in the word and write the word down.

(smile, white nice, like, time, hide).

Remember to use your words in a sentence.

If time- phonics play phase 3 set 11

<https://www.phonicsplay.co.uk/resources/phase/2/flashcards-speed-trials>

Recap oo, oo, ar,
or, air

Sound for today
o-e 'phone home'

Say the sound together and write it down. Say each of the words below and fred talk the sounds you can hear in the word and write the word down.

(home, hope, spoke, note, broke, phone).

Remember to use your words in a sentence.

If timeplay o-e word bingo

Recap oo, oo, ar,
or, air

Sound for today
u-e 'huge brute'

Say the sound together and write it down. Say each of the words below and fred talk the sounds you can hear in the word and write the word down.

(tune, rude, huge, brute, use, June).

If time- oxford owl green speed words.

<https://www.oxfordowl.co.uk/api/interactives/29098.html>

Recap oo, oo, ar,
or, air






Sound for today
e-e 'Pete press delete'

Say the sound together and write it down. Say each of the words below and fred talk the sounds you can hear in the word and write the word down.

(Pete, delete, even theme, complete, scene).

If time - Phonics play phase 4 set 15

<https://www.phonicsplay.co.uk/resources/phase/2/flashcards-speed-trials>

<p style="writing-mode: vertical-rl; transform: rotate(180deg);">Reading</p>	<p>Oxford Owls Reading tree ebooks 5-6</p> <p>Read, write, inc level orange Read Jam tart</p> 	<p>Oxford Owls Reading tree ebooks 5-6</p> <p>Read Write Inc level yellow A mouse in the house</p> 	<p>Oxford Owls Reading tree ebooks 5-6</p> <p>Read, write, inc level orange Horses</p> 	<p>Oxford Owls Reading tree ebooks 5-6</p> <p>Read Write Inc level yellow The radish contest</p> 	<p>Oxford Owls Reading tree ebooks 5-6</p> <p>Read, write, inc level orange Good old Grandad</p> 
--	---	--	--	--	--

Monday 22.6

This week's story is the Singing Mermaid

<https://www.youtube.com/watch?v=bxiWJQSCbMO>

link for word mat

<https://www.twinkl.co.uk/resource/t-1-9123-character-adjective-word-mat-ikea-tolsby-frame>

The mermaid is the main character in the story.

Can you write a character description about her, detailing what she looks like, what skills she has and what you know about her personality from the story?

Focus on capital letter and full stops.

Use adjective to describe
<https://www.twinkl.co.uk/resource/t-1-4876-adjectives-powerpoint>

Tuesday 23.6

In the story the mermaid decides to go and live at the circus.

Can you make a poster advertising the mermaid's circus act?

Wednesday 24.6

If you could perform at the circus, what act would you like to do?

Would you need any special skills for your act, such as the ability to juggle, weight lift or balance?

Thursday 25.6

Carry out a role play activity at the point when Sam Sly asks the mermaid to join his circus.

Should she go? What are the pros / cons of joining?

Can you use an exclamation mark at the end of some of the sentences to add strength to some of the sentences?
<https://www.twinkl.co.uk/resource/t-1-5574-using-exclamation-marks-presentation>

Can you find some exclamation marks in your reading books?

Friday 26.6

If you were a mermaid/or a magical sea creature and have your own tail, where would you swim to and what would you do?

Focus on capital letters and full stops
Use adjectives in your sentences
Can you use 'and', 'but', 'so' and 'because' to make your sentences more interesting.

Mental maths	<p>https://www.topmarks.co.uk/learning-to-count/coconut-odd-or-even</p> <p>Play 1-20 and then 1-50</p> <p>Odd and even numbers</p>	<p>https://www.topmarks.co.uk/learning-to-count/place-value-basketball</p> <p>To practice place value</p>	<p>https://www.topmarks.co.uk/maths-games/daily10</p> <p>Daily 10 addition</p>	<p>https://www.topmarks.co.uk/maths-games/daily10</p> <p>Daily 10 subtraction</p>	<p>https://www.bbc.co.uk/teach/superheroes/ks1-maths-counting-with-john-farnworth/zbc18xs</p> <p>Counting with John Farnworth</p>
--------------	---	---	---	--	--

<p>LO- to make array.</p> <p>Over the next couple of days we will be looking at arrays. An array in maths is an arrangement of objects, numbers or pictures in columns or rows. The purpose is to help understand multiplication or division.</p> <p>Work through White Rose powerpoint together.</p> <p>Children to have a collection of counters/ cubes (if not children could draw circle) ask them to pick up a given number (have</p>	<p>LO- to make arrays</p> <p>Work through Classroom secrets PowerPoint together and children to record answers as going along.</p> <p>If time- varied fluency worksheets make arrays</p>	<p>LO- to share equally</p> <p>Ask the children to collect 6 counters/ cubes and to share them equally between 2 groups. How many in each group?</p> <p>Give children different even numbers and ask them to share that number equally into 2 groups and to record the answer. What would happen if you had to share an odd number of objects? Show children the division sign.</p>	<p>LO- to share equally</p> <p>Work through Primary Stars make groups by sharing</p> <p>Work through together and children to record answers</p>	<p>LO- to share equally</p> <p>Work through White rose make equal groups sharing together children to record answers.</p> <p>Give children a problem and ask them to work out the answer e.g. there are 5 children and 10 sweets how many will they get each?</p> <p>There are 10 goldfish and 2 bowls how many will need to be in each bowl?</p>
--	--	---	--	---

	<p>numbers written done on board 6, 8, 9, 10, 15, 20</p> <p>Can they make their own array? How many rows and columns? How many altogether?</p>		<p>Work through Primary Stars PowerPoint 3 sharing equally (practically)</p>		
--	--	--	--	--	--

<p style="writing-mode: vertical-rl; transform: rotate(180deg);">Mindfulness</p>	<p>https://www.thoughtco.com/fifty-questions-for-family-history-interviews-1420705</p> <p>50 questions to ask a friend.</p> <p>Find out about your friend using these 50 questions. What interesting facts can you find out?</p>	<p>https://www.twinkl.co.uk/resource/cr-eate-a-family-portrait-activity-t-ad-325</p> <p>How to draw my bubble.</p> <p>Create a bubble portrait using the skills of how to draw a face - think about special features that each person has.</p>	<p>http://www.momentaday.com/5-printables-to-teach-values/</p> <p>What is important to you? Think about how we can look at a situation and try to see the positive. Think about what might make the other people in our bubble happy.</p>	<p>https://images.sc-holastic.co.uk/assets/a/44/f4/109155_100smarty1sip-45-26007.pdf</p> <p>Make a zig zag book of your life. Think about the important events in your life and sequence them. Now record them in your zig zag book.</p>	<p>https://www.education.com/download-pdf/activity/17689/</p> <p>Create your own coat of arms for yourself or your family.</p> <p>Think about what is important - courage, being cheerful, helping other and create a 'coat of arms' to represent it.</p>
<p>PE</p>	<p>top gear etc game</p>		<p>go noodle</p>		<p>Superheroes danger mouse.</p>