



Home survival weekly plans Year 3

Ideas for activities at home week commencing 29th June 2020

Hi all!

It was great to see so many origami attempts last week - you definitely found it easier than I did! You clearly had some great fun teaching others in your houses the rules to your new games.









This week our Key Stage 2 theme is based around the world – which links to our English this week as well. Remember those tasks are on a separate task sheet.

July has definitely come around incredibly quickly – I know that we've all been at home for an incredibly long time; but you've shown excellent determination carrying on with your learning and progressing as you have done so far! We've only got 3 full weeks left to go so keep going just as you have been.

Mrs Ward and Mr Dymott ☺

	Monday	Tuesday	Wednesday	Thursday	Friday
Reading	Reading for 30 minutes	Reading for 30 minutes	Reading for 30 minutes	Reading for 30 minutes	Reading for 30 minutes
Writing	<p>This week our focus returns to undertaking research and creating fact files on the 7 different continents in the world.</p> <p>Your task is to create a fact file (this could be by hand, typed or even a PowerPoint presentation) detailing information on the 7 continents in the world.</p> <p>Within your fact files you should include the following information on each continent</p> <ul style="list-style-type: none"> Continent name Where it is situated Number of countries within it Climate What the landscape is generally like Different wildlife that can be found there Languages spoken Specific places of interest within the continent 				
Times tables practise	15 minutes - Times Table Rockstars	15 minutes - Times Table Rockstars	15 minutes - Times Table Rockstars	15 minutes - Times Table Rockstars	15 minutes - Times Table Rockstars
Maths	<p>This week in maths we are going continuing on with the fractions lesson sequence which we begun last week. Remember it is important for your understanding that these are completed in order.</p> <p>NCETM daily video lessons - These short videos are intended to provide primary school pupils with interactive lessons while they are at home. Most lessons are between 15 to 20 minutes long, each ending with suggested follow-up tasks.</p> <p>Any questions or misconceptions just ask.</p>				
	<p>Monday – Lesson 6. Compare the size of parts when the whole is defined using familiar contexts</p> <p style="text-align: center;">https://www.youtube.com/watch?v=9GCUWTcHX7U&list=PLQqF8sn28L9wBDTntZEccZohH-JPun2eU&index=6</p>				

	<p>Tuesday – Lesson 7. Explore that size of part is relative to the size of the whole using familiar contexts</p> <p>https://www.youtube.com/watch?v=Pil8ve_hgo0&list=PLQqF8sn28L9wBDTntZEccZohH-JPun2eU&index=7</p> <p>Wednesday – Lesson 8. Consider part whole relationships within the context of quantity models</p> <p>https://www.youtube.com/watch?v=Ws2C5cRKj6o&list=PLQqF8sn28L9wBDTntZEccZohH-JPun2eU&index=8</p> <p>Thursday – Lesson 9. Build a whole when a part is known</p> <p>https://www.youtube.com/watch?v=Zdhhf4WwxoA&list=PLQqF8sn28L9wBDTntZEccZohH-JPun2eU&index=9</p> <p>Friday – Lesson 10. Explore different contexts for building a whole when a part is known</p> <p>https://www.youtube.com/watch?v=V92z9i3Ybrw&list=PLQqF8sn28L9wBDTntZEccZohH-JPun2eU&index=10</p>
SPaG	<p>This week our SPaG focus is nouns; common, proper, collective and abstract – all of which we have already covered this year. The questions for each day are in the table below and will be put onto Class Dojo as well.</p> <p>Use Friday’s session to go over the area and type of noun that you struggled with the most.</p>

Monday	Tuesday
<p>4a. Use two of the words in the word bank to complete the sentences below.</p> <p>A. Tourists enjoy watching the changing of the guard at Buckingham _____.</p> <p>B. Christopher Columbus sailed a _____ of ships across the Atlantic Ocean to America.</p> <div style="display: flex; justify-content: space-around; border: 1px solid green; padding: 5px;"> house Palace </div> <div style="display: flex; justify-content: space-around; border: 1px solid green; padding: 5px;"> fleet swarm </div> <p>☆ _____</p> <p>5a. Which sentence has used a proper noun correctly?</p> <p>A. Would you like to visit paris to see the eiffel tower?</p> <p>B. The biggest religion in the world is Christianity, with over 2.1 billion followers worldwide.</p> <p>Explain your choice.</p> <p>☆ _____</p> <p>6a. Two children are working on collective nouns.</p> <div style="display: flex; justify-content: space-around;"> <div style="text-align: center;">  <p>Geeta</p> <p>The largest range of mountains in Europe is the Alps.</p> </div> <div style="text-align: center;">  <p>Cheng</p> <p>The largest herd of mountains in Europe is the Alps.</p> </div> </div> <p>Who has used the correct collective noun? Explain your answer.</p> <p>☆ _____</p>	<p>4a. Choose the abstract noun which makes the most sense in the sentence below.</p> <p>They had argued but their _____ was strong.</p> <div style="display: flex; justify-content: space-around; border: 1px solid green; padding: 5px;"> morning friendship bravery </div> <p>☆ _____</p> <p>5a. Choose the abstract noun that best matches the image.</p> <div style="text-align: center;">  </div> <div style="display: flex; justify-content: space-around; border: 1px solid blue; padding: 5px;"> sadness enjoyment generosity </div> <p>Explain your answer.</p> <p>☆ _____</p> <p>6a. Millie has written the sentence below.</p> <p>The dog wagged his tail happily.</p> <div style="display: flex; justify-content: center;">  <div style="border: 1px solid gray; border-radius: 15px; padding: 10px; margin-left: 10px;"> <p>I have used an abstract noun.</p> </div> </div> <p>Is she correct? Explain how you know.</p> <p>☆ _____</p>
Wednesday	Thursday
<p>4a. Write a sentence about the image below which includes one abstract noun from the word bank.</p> <div style="text-align: center;">  </div> <div style="display: flex; justify-content: center; border: 1px solid gray; padding: 5px; margin: 10px 0;"> joy hopeful silliness </div> <p>☆ _____</p> <p>5a. Barry wrote a sentence. Has he used an abstract noun? How do you know?</p> <div style="text-align: center;">  </div> <div style="border: 1px solid green; border-radius: 15px; padding: 10px; margin: 10px 0; width: fit-content;"> <p>My talent is writing stories and drawing pictures for them.</p> </div> <p>☆ _____</p> <p>6a. Sam wrote a sentence with an abstract noun but it doesn't make sense.</p> <p>I felt honesty when I got the bunch of red and blue balloons on my birthday.</p> <p>Write the sentence again with a different abstract noun that makes sense.</p>	<p>4a. Write a sentence using the noun below which also includes a:</p> <ul style="list-style-type: none"> • Collective noun • Proper noun <p style="text-align: center; font-size: 1.2em; margin: 20px 0;">puppy</p> <p>Remember to punctuate your sentence correctly.</p> <p>☆ _____</p> <p>5a. Tick the noun type which is <u>not</u> included in the sentence below.</p> <p>Lucy watched with impatience as the magician took out his cards for the trick.</p> <div style="display: flex; justify-content: space-around; margin: 10px 0;"> <p>proper <input type="checkbox"/></p> <p>collective <input type="checkbox"/></p> </div> <div style="display: flex; justify-content: space-around; margin: 10px 0;"> <p>common <input type="checkbox"/></p> <p>abstract <input type="checkbox"/></p> </div> <p>Rewrite the sentence to include the missing noun type.</p> <p>☆ _____</p> <p>6a. Ben and Hafsa are writing sentences.</p> <div style="display: flex; justify-content: space-around; margin: 10px 0;"> <div style="text-align: center;">  <p>Ben</p> </div> <div style="text-align: center;"> <p>The team of players ran out onto the pitch at the start of the match.</p> </div> </div> <div style="display: flex; justify-content: space-around; margin: 10px 0;"> <div style="text-align: center;">  <p>Hafsa</p> </div> <div style="text-align: center;"> <p>The players in Team GB ran out onto the pitch at the start of the match.</p> </div> </div> <p>Who has used a collective noun correctly? Explain how you know.</p>

